

# Getting started with Kindle® Fire devices

You can use OverDrive's mobile app to borrow and enjoy eBooks, audiobooks, and streaming video from your library on your Kindle Fire, Fire HD, or Fire HDX.

**Note:** Kindle Books are currently available for U.S. libraries only. However, users from any country can still follow the steps below to install OverDrive's mobile app and access OverDrive Read, EPUB eBooks, MP3 audiobooks, and streaming video on a Kindle Fire, Fire HD, or Fire HDX (some digital formats may not be available from all libraries).



## Step 1

Download the OverDrive app from the Amazon Appstore or <http://omc.overdrive.com/kindle>




## Step 2


Open the OverDrive app and follow the prompts to create an OverDrive account (optional) and log in. Next, you'll be asked to create or sign in with an Adobe ID, which is required to download protected eBooks.

**Note:** Only newer versions of the OverDrive app will prompt you to sign in or sign up for an OverDrive account. If you don't see these prompts, or if you choose not to create an account, skip to step 3.



## Step 3


In the OverDrive app, find your library's OverDrive-powered website. In newer versions of the app, you can do this by swiping from left to right to open the **Home menu**, then tapping **+ Add a library**. In older versions of the app, tap the  icon (or, if you don't have this icon, go to **Menu > Get Books**).

- Tap the  to save your library's website to your library list.
- Tap your library's name to start browsing.

Borrow

## Step 4

Log into your library's OverDrive-powered website with your library card and borrow a title.



## Step 5

Find borrowed titles under your account on your library website. You can:

- **Download** EPUB eBooks\* and MP3 audiobooks directly to the OverDrive app.
- Select **Kindle Book** (U.S. only) to complete checkout on Amazon's website and send the book to your Kindle.
- Add streaming videos to the OverDrive app.
- Tap **Read** to open and read OverDrive Read eBooks right in your browser. For the best reading experience, turn off "Accelerate page loading."

**\*Note:** To read eBooks in the OverDrive app, you'll need to follow the prompts to authorize your device with an Adobe® ID. It's a one-time, free process that takes just moments to complete.